


MIL-DTL-83513 Micro-D Connectors

R04 Series Plastic Connectors

Brief Introduction

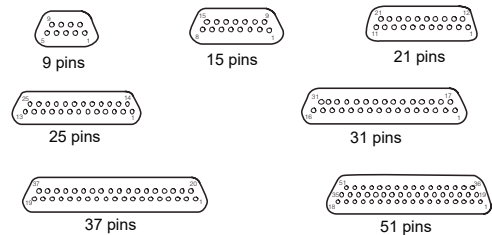


- Micro-D Connectors
- Twist Pin Contacts, High Density
- PPS Insulator/Shell
PPS-15% Glass Filled Polyphenylene Sulfide
- Contacts: BeCu, Gold Plating, Gold Thickness: 1.27μm
- Termination Type:
Crimp, Solder Cup, Straight to PCB, Right Angle to PCB
- The Sectional Area of Cable: 0.1mm²~0.15mm², 0.07mm²
- Meets MIL-DTL-83513

Specifications

- Environment Temperature: -55°C~+125°C
- Vibration: 10Hz~2000Hz, 196m/s²
- Random Vibration: Power spectrum density 0.4G²/Hz
root mean square value of total acceleration 23.1G
- Shock: 735m/s² 11ms
- Rated Current: 3A
- Contact Resistance: ≤10mΩ
- Insulation Resistance: ≥5000MΩ
- Dielectric Strength: 800V
- Durability: 500 times

Contact Arrangements







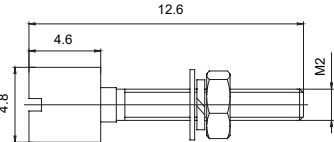


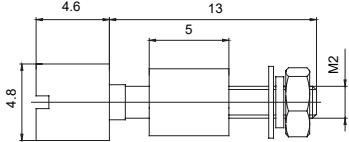


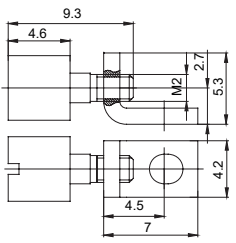


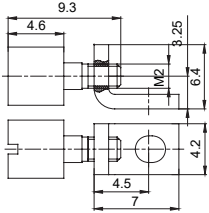


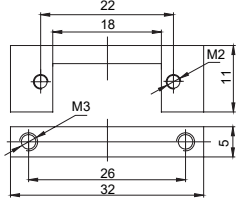


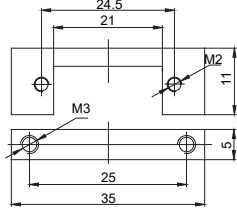
Face View Plug Connector

How To Order

Sample Part Number	R04	-25	PI	J	K01
Series: R04—Micro-D Plastic Connectors for MIL-DTL-83513					
Contact Number: 9, 15, 21, 25, 31, 37, 51pins					
Contact Type: PI—Pin in Plug RH—Socket in Receptacle					
Tail Termination Type: No Code—Crimp J—Solder Cup S—Straight to PCB, The Column Spacing of Tail is 2.54mm S1—Straight to PCB, PCB Layout is 2.54*2.54mm F—Right Angle to PCB, PCB Layout is 2.54*2.54mm					
Accessories Type: K01—Accessories Type (See page 7)					



R04 Series Accessories

Type	Before Assembling	Assembly Picture	Outline Dimensions	Feature and Matching Accessories
K01			Standard Accessory	1. Screw Post Size:M2*6 2. Matching Accessories: K02, K03
K02				1. Just suitable for front panel mounting 2. Matching Accessories : K01
K03				1. Suitable for straight to PCB connectors, PCB thickness not over 2.5mm. 2. Matching Accessories: K01
K04				1. Suitable for R04-9, 15, 21, 25, 31,37PIF/PIFJ/RHF/RHFJ 2. Matching Accessories: K01
K05				1. Suitable for R04-51PIF/PIFJ/ RHF/ RHFJ 2. Matching Accessories: K01
K06				1. Suitable for R04-9, 15, 21 25, 31, 37PIF/PIFJ/RHF/RHFJ 2. K06 includes K01 locking screw
K07				1. Suitable for R04-51PIF/PIF-/ RHF/ RHF-J 2. K07 includes K01 locking screw

Remark: All dimensions are in mm.